OSC-RV 003

# SEGURIDAD CIUDADANA DURANTE LA CUARESMA Y SEMANA SANTA, 2017-2018

OSC-RD
Observatorio de Seguridad Ciudadana
República Dominicana

## HOMICIDIOS POR CONVIVENCIA

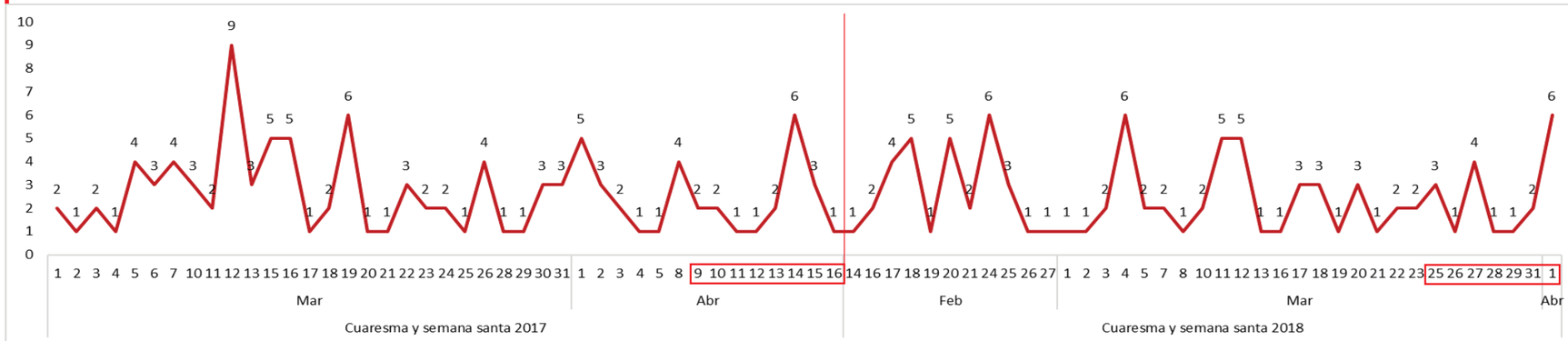


### VÍCTIMAS POR RANGO DE EDAD

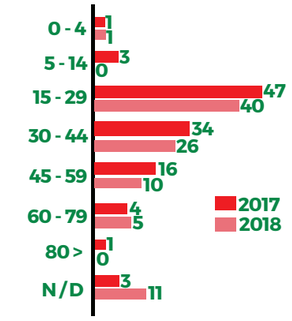


109 AÑO 2017

93 AÑO 2018

| | 2017 | 2018 |
|---|---|---|
| MUJERES | 18 | 9 |
| HOMBRES | 91 | 84 |

### TIPO DE ARMAS

| | 2017 | 2018 |
|---|---|---|
| ARMA S DE FUEGO | 49 | 26 |
| ARMA CONTUNDENTE | 12 | 10 |
| ARMA BLANCA | 41 | 53 |
| OTROS | 7 | 4 |

### LUGARES DE ACONTECIMIENTO

| | 2017 | 2018 |
|---|---|---|
| VÍA PÚBLICA | 78 | 70 |
| ENTIDAD COMERCIAL | 11 | 7 |
| CÁRCEL | 2 | 0 |
| RESIDENCIA | 14 | 14 |
| FINCA, MONTE O SOLAR | 3 | 1 |
| OTROS | 1 | 1 |

### VÍCTIMAS POR DÍA DE LA SEMANA

2017

| Lunes | Mar | Mier | Jue | Vier | Sáb | Dom |
|---|---|---|---|---|---|---|
| 11 | | 13 | 13 | 17 | 18 | 29 |
| | 8 | | | | | |
| | | | | | | |
| | | | | | | |
| | | | | | | |

2018

| Lunes | Mar | Mier | Jue | Vier | Sáb | Dom |
|---|---|---|---|---|---|---|
| 11 | 14 | | | | 19 | 31 |
| | | 7 | 5 | 6 | | |
| | | | | | | |
| | | | | | | |
| | | | | | | |

## HERIDOS POR ARMAS DE FUEGO POR CONVIVENCIA

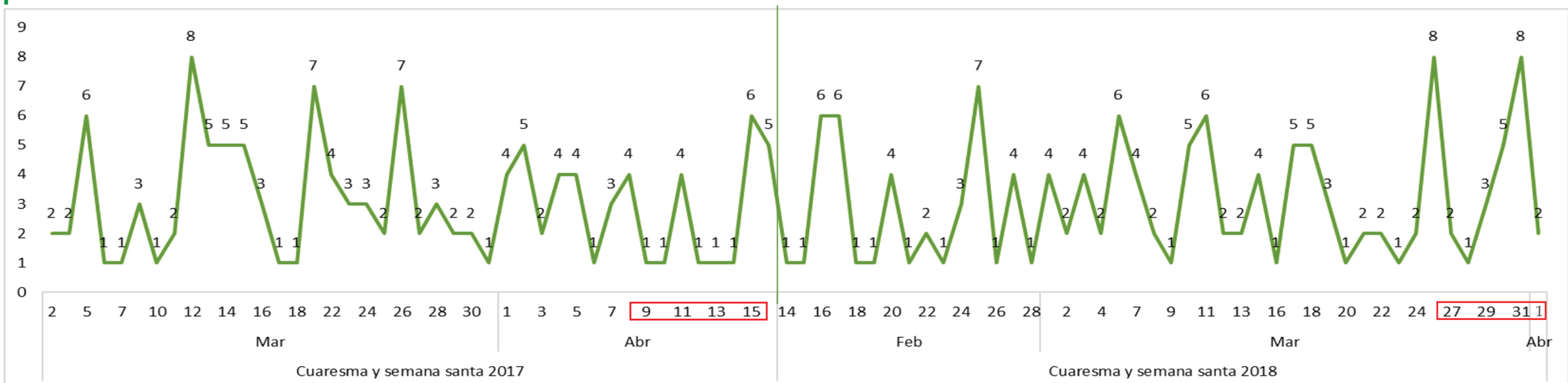


### HERIDOS POR RANGO DE EDAD

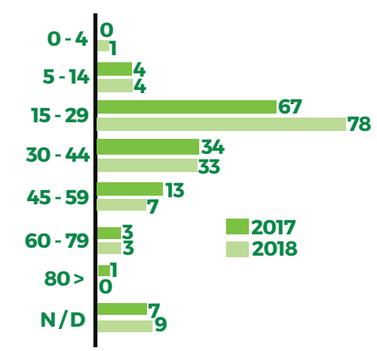


129 AÑO 2017

135 AÑO 2018

| | 2017 | 2018 |
|---|---|---|
| MUJERES | 19 | 14 |
| HOMBRES | 110 | 121 |

### LUGARES DE ACONTECIMIENTO

| | 2017 | 2018 |
|---|---|---|
| VÍA PÚBLICA | 114 | 121 |
| ENTIDAD COMERCIAL | 7 | 7 |
| RESIDENCIA | 6 | 7 |
| CENTRO EDUCATIVO | 2 | 0 |

### HERIDOS POR DÍA DE LA SEMANA

2017

| Lunes | Mar | Mier | Jue | Vier | Sáb | Dom |
|---|---|---|---|---|---|---|
| 11 | 17 | 19 | 12 | 10 | 21 | 39 |
| | | | | | | |
| | | | | | | |
| | | | | | | |
| | | | | | | |

2018

| Lunes | Mar | Mier | Jue | Vier | Sáb | Dom |
|---|---|---|---|---|---|---|
| 13 | 13 | 10 | 18 | 17 | 33 | 31 |
| | | | | | | |
| | | | | | | |
| | | | | | | |
| | | | | | | |

# SEGURIDAD CIUDADANA DURANTE LA CUARESMA Y SEMANA SANTA, 2017-2018

OSC-RD
Observatorio de Seguridad Ciudadana
República Dominicana

## MUERTES *IN SITU* POR ACCIDENTES DE TRÁNSITO

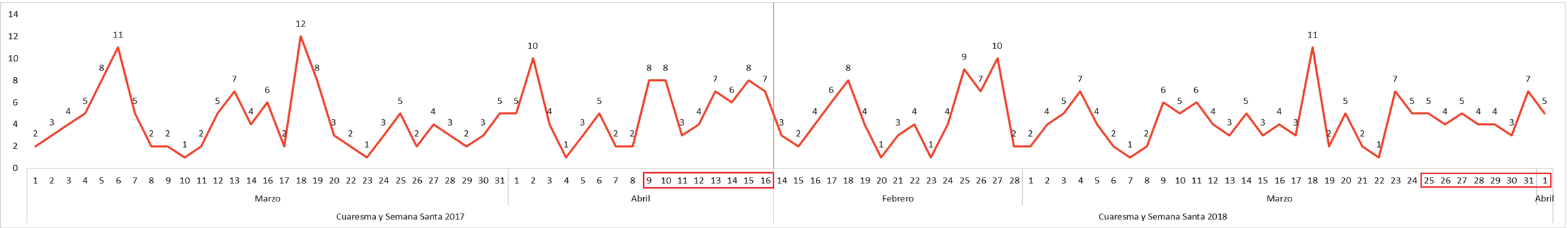


205 AÑO 2017
204 AÑO 2018

| | 2017 | 2018 |
|---|---|---|
| MUJERES | 21 | 32 |
| HOMBRES | 184 | 172 |

### TIPO DE ACCIDENTE

| | 2017 | 2018 |
|---|---|---|
| COLISIÓN | 113 | 109 |
| DESLIZAMIENTO | 30 | 42 |
| ATROPELLAMIENTO | 47 | 44 |
| OTROS | 15 | 9 |

### MUERTE IN SITU SEGÚN DÍA DE LA SEMANA

| 2017 | Lunes | Mar | Mier | Jue | Vier | Sáb | Dom |
|---|---|---|---|---|---|---|---|
| | 37 | 16 | 15 | 27 | 23 | 39 | 48 |

| 2018 | Lunes | Mar | Mier | Jue | Vier | Sáb | Dom |
|---|---|---|---|---|---|---|---|
| | 24 | 26 | 20 | 18 | 29 | 35 | 52 |

### MUERTE IN SITU SEGÚN RANGO DE EDAD

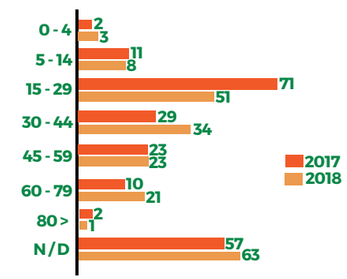


## AHOGADOS

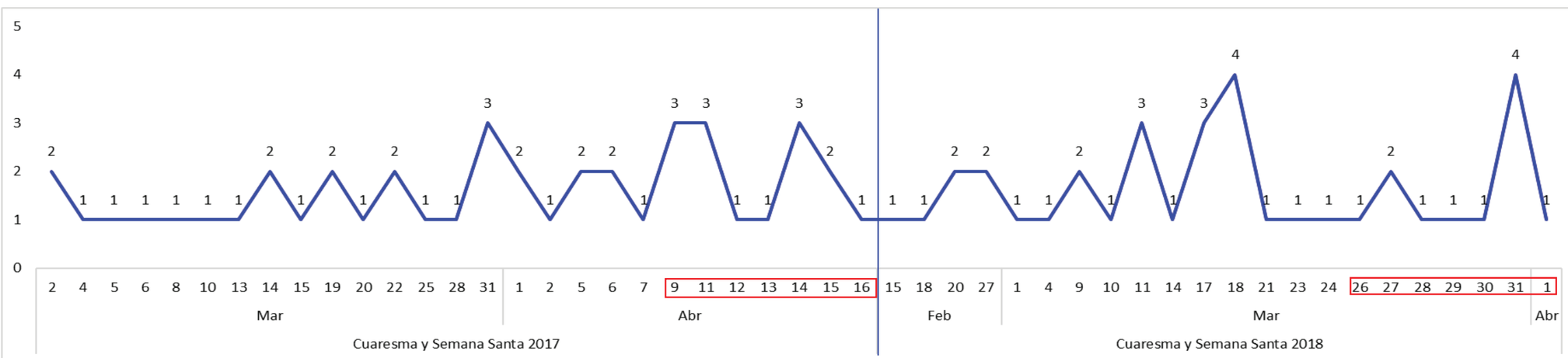


43 AÑO 2017
36 AÑO 2018

| | 2017 | 2018 |
|---|---|---|
| MUJERES | 6 | 3 |
| HOMBRES | 37 | 33 |

### LUGAR DE OCURRENCIA

| | 2017 | 2018 |
|---|---|---|
| RÍO | 20 | 13 |
| MAR | 12 | 5 |
| CISTERNA | 2 | 4 |
| PLAYA | 0 | 4 |
| OTROS | 9 | 10 |

### AHOGADOS POR DÍA DE LA SEMANA

| 2017 | Lunes | Mar | Mier | Jue | Vier | Sáb | Dom |
|---|---|---|---|---|---|---|---|
| | | | | | | | |
| | | | | | | | |
| | | | 7 | | 8 | | 8 |
| | | 6 | | 5 | | 6 | |
| | 3 | | | | | | |

| 2018 | Lunes | Mar | Mier | Jue | Vier | Sáb | Dom |
|---|---|---|---|---|---|---|---|
| | | | | | | | |
| | | | | | | | 10 |
| | | | | | | 9 | |
| | | | | | | | |
| | 1 | 6 | 3 | 3 | 4 | | |
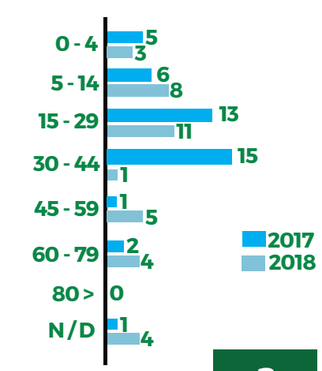
### AHOGADOS SEGÚN RANGO DE EDAD